

AdjustableTM

Adjustable Clamp Specifications



"Jorgensen"[®]

Cabinet Master

Designed for cabinet assembly work with 30% larger clamping face, 10% longer screw travel, larger handle and a reversible head for spreader clamping. Used in commercial, home-shop and do-it-yourself application.

Features:

- 3-3/4" X 1-7/8" reach
- Reinforced steel jaws and castings protected with orange plastic
- Multiple-clutch-discs; hardened, plated, round-edge, high-carbon steel
- 1-3/16" X 3/8" bar
- 5/8" diameter cold-drawn steel screws with special, smoothly cut ACME threads
- Solid maple handles
- 1,000 lbs. load limit




"Jorgensen"[®]

Heavy Duty Steel Bar Clamps

These heavy-duty style 3700-HD bar clamps have a 3" reach. Used by cabinet-makers, woodworkers, metalworkers or for home-shop and do-it-yourself projects.

Features:

- Reach of 3"
- Bars that are 1" X 5/16" plated, round-edge, high-carbon steel
- Sliding heads that have 1/2" cold-drawn steel screws with smoothly cut ACME threads
- Castings that are hardened steel, thrust bearings and castings of malleable ductile iron with orange baked enamel finish
- Multiple-clutch-discs
- Swivel has 1-3/16" diameter steel internal tooth washers for positive "stay-on" power
- Larger handles that are solid maple
- Fixed-heads that are riveted and press fitted, malleable iron with orange baked enamel finish
- 2 large soft, durable pads
- Fixed-heads that are press fitted and riveted for double "stay on" power



"Pony"[®]

3/4" Pipe Clamp

This widely popular clamp fixture is designed to be used on ordinary 3/4" black pipe with the flexibility of creating any clamping length.

Features:

- Orange and/or black baked enamel finish castings of malleable and/or ductile iron
 - Smooth 5/8" Acme cut steel threaded screw for secure hold and final tightening
 - Tail-stop with multiple-disc-clutch for fast easy adjustments while holding work securely
 - Coil-spring stop
-




"Pony"[®]

1/2" Pipe Clamp

This clamp fixture is the most commonly used of the pipe fixtures for light construction and do-it-yourself projects. It is used with ordinary black pipe and has the flexibility of creating any clamp length.

Features:

- Orange baked enamel finish castings of malleable and/or ductile iron
 - Smooth operating 1/2" Acme cut steel threaded screw for secure final tightening
 - Tail-stop with multiple-disc-clutch for fast easy adjustments while holding work securely
 - Coil-spring stop
-



"Jorgensen"[®]

I bar Clamps

These heavy-duty clamps have an "I" Bar design for rigorous daily demands for applications such as school shops, commercial woodworking operations, metalworking, welding and many more applications.

Features:

- 2" x 1-3/4" clamping face
 - 1-1/2" x 7/16" high-carbon steel bar; rolled to a special "I" beam shape
 - 5/8" cold-drawn steel screw with smoothly cut Acme threads; hardened steel thrust bearings
 - Malleable and/or ductile iron castings; with orange baked enamel finish
 - Crank-type handle
-



Adjustable Spring Clamps

The heavy-duty, tempered steel spring action allows pressure adjustment from 1 to 50 pounds of clamping force. Light-weight plastic jaws and soft, pivoting jaw pads easily hold irregular-shaped objects and protect work pieces. Features:

- Light-weight, glass filled nylon jaws
- Heavy-duty tempered steel spring for maximum strength
- Orange plastic pivoting jaw pads
- Handles designed for optimum comfort



“Pony”
®


Spring Clamps

Handle contour enables comfortable use and the poly-vinyl “protected” handles and/or jaw tips are available in all sizes. Point-of-pressure always remains near jaw tips throughout the entire range of openings, to hold where needed. These spring clamps are widely used in both home and industrial applications

Features:

- Light-weight, nickel-plated steel jaws
 - Heavy-duty tempered steel spring for maximum strength
 - Handles designed for optimum comfort with minimized spread
 - Poly-vinyl tips and handles to protect the work
-

Cabinet Claw



“Pony”
®

This unique tool performs multiple steps for face frame cabinet installations, all in one step. The clamps never need to be removed from your job until the installation is complete. Using these clamps stiles can be tightened, aligned, pre-drilled and fastened while the clamp remains in its original position; no removal or repositioning of the clamp is necessary. Professional quality installation is achieved at a fraction of the time compared to more conventional clamps. Comes with protective rubber pads. Mount stiles from 1-1/2” to 2” width and up to 1-1/2” thickness each with 4” opening capacity.

Features:

- Light weight, yet strong aluminum claws and alignment plates
- Protective rubber pads to protect against marring
- 1/2” diameter zinc-plated, cold-drawn steel screws with special, smoothly cut Acme threads
- Plastic grooved handles for a strong grip
- 1/8” standard drill bit